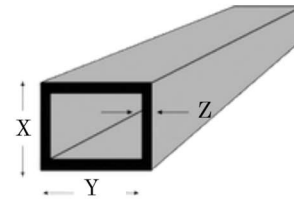


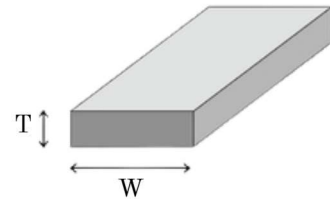
Square Tube (6063 T52 - MILL FINISH)

Part Number	Size (A x B)	Length(In)	Approx. wt/lin ft
105-40-63	5/8" Sq. x .062" w.	288	0.168
110-40-63	3/4" Sq. x .062" w.	288	.205
115-40-63	3/4" Sq. x .125" w.	288	0.374
120-40-63	1" Sq. x .062" w.	288	0.278
123-40-63R	1" Sq. x .093" w. Rad. Corner	288	0.392
125-40-63	1" Sq. x .125" w.	288	0.524
125-40-63R	1" Sq. x .125" w. Rad. Corner	288	0.51
131-40-63	1 1/4" Sq. x .093" w.	288	0.516
130-40-63	1 1/4" Sq. x .125" w.	288	0.675
135-40-63	1 1/2" Sq. x .093" w.	288	0.632
140-40-63	1 1/2" Sq. x .125" w.	288	0.824
151-40-63	2" Sq. x .062" w.	288	0.6
150-40-63	2" Sq. x .093" w.	288	0.851
155-40-63	2" Sq. x .125" w.	288	1.126
156-40-63R	2" Sq. x .125" w. Rad. Corner	288	1.11
157-40-63	2" Sq. x .1875 w.	288	1.63
160-40-63	2" Sq. x .250" w.	288	2.1
170-40-63 (6105 T5)	2 1/2" Sq. x .093" w.	288	1.086
175-40-63	2 1/2" Sq. x .125" w.	288	1.425
180-40-63	3" Sq. x .125" w.	288	1.726
185-40-63	4" Sq. x .125" w.	288	2.324
200-40-63	6" Sq. x .125 w.	288	3.525



Rectangular Tube (6063 T52 - MILL FINISH)

Part Number	Size (X x Y x Z)	Length(In)	Approx. wt/lin ft
100-45-63	3/4" x 1 1/2" x .62" w.	288	0.313
105-45-63R	1" x 2" x .093" w. Rad Corner	288	0.628
110-45-63	1" x 2" x .125" w.	288	0.826
120-45-63	1" x 3" x .125" w.	288	1.125
130-45-63	1" x 4" x .080" w.	288	0.929
131-45-63R	1" x 4" x .080" Rad Corner	288	0.915
140-45-63	1 1/2" x 2" x .125" w.	288	0.976
145-45-63	2" x 3" x .125" w.	288	1.426
150-45-63	2" x 4" x .125" w.	288	1.724
<i>150-45-63R</i>	<i>2" x 4" x .125" w. Rad Corner</i>	<i>288</i>	<i>1.661</i>
160-45-63	2" x 6" x .125" w.	288	2.326
170-45-63	2" x 8" x .125" w.	288	2.925



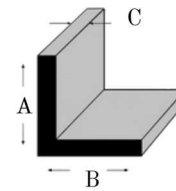
Flat Bar (6061 T6511 - MILL FINISH)

Part Number	Size (TxW)	Length(In)	Approx. wt/lin ft
110-30-61	1/8" x 1.0"	144	.15
111-30-05 (6005A - T61)	1/8" x 1.0"	144	.15
134-30-61	1/4" x 3.0"	144	.9
136-30-61	1/4" x 4.0"	144	1.2
140-30-61	3/8" x 3/4"	144	.338
144-30-61	3/8" x "4.0"	144	1.8
146-30-61	3/8" x 5.0"	144	2.25
148-30-61	3/8" x 6.0"	144	2.7
150-30-61	1/2" x 6.0"	144	3.528

Flat Bar (6063 T52 - MILL FINISH)

Part Number	Size (TxW)	Length(In)	Approx. wt/lin ft
110-30-63	1/8" x 1.0"	240	.15
111-30-63	1/8" x 2.0"	240	0.3
120-30-63	3/16" x 1.0"	240	0.225
121-30-63	3/16" x 1 1/2"	240	0.337
122-30-63	3/16" x 2.0"	240	0.451
132-30-63	1/4" x 2.0"	240	0.6
134-30-63	1/4" x 3.0"	240	0.9
136-30-63	1/4" x 4.0"	240	1.2
140-30-63	3/8" x 3/4"	240	0.338
141-30-63	3/8" x 1.0"	240	0.45
142-30-63	3/8" x 1 1/2"	240	0.674
143-30-63	3/8" x 2.0"	240	0.9
146-30-63	3/8" x 5.0"	240	0.9
147-30-63	3/8" x 6.0"	240	2.7

Available for Mill Order



Architectural Angle (6063 T52 - MILL FINISH)

Part Number	Size (A x B x C)	Length(In)	Approx. wt/lin ft
110-60-63	3/4 " x 3/4" x 1/8" x. SC Angle	240	0.206
120-60-63	1" x 1" x 1/8" x. SC Angle	240	0.281
<i>130-60-63</i>	<i>1 1/4" x 1 1/4" x 1/8" w. SC Angle</i>	<i>240</i>	<i>0.356</i>
140-60-63	1 1/2" x 1 1/2" x 1/8" w. SC Angle	240	0.431
142-60-63	1 1/2" x 1 1/2" x 3/16" w. SC Angle	240	0.633
150-60-63	2" x 2" x 1/8" x. SC Angle	240	0.581
153-60-63	2" x 2" x 3/16" w. SC Angle	240	0.856
155-60-63	2" x 2" x 1/4" x SC Angle	240	1.124
170-60-63	3" x 3" x 1/4" w SC Angle	240	1.726